



Reviewing AIMS Results with Student Tracking

Table of Contents

<i>Reviewing AIMS Results with Student Tracking</i>	1
<i>Accessing Student Tracking</i>	2
Student Tracking	3
Tasks - Preview Test – Shows all questions on the test with their correct answer or solution filled in.....	4
Tasks - Grade View – See how a student answered questions on their test.....	5
Tasks - One Touch Reports – A quick way to access several reports for a test from Student Tracking.....	6
Tasks - One Touch Reports – Continued	7
<i>Frequently Asked Questions and Troubleshooting Student Access Issues</i>	8
A student submitted their test before they were complete. How do I re-open their testing session?	8
Un-Submitting / Re-opening Tests.....	8
Why is there a Lock symbol next to a student’s name in student tracking?	9
Resetting an Inactive or Disabled Student Account	9
What Views are Available in the One Touch Reports?	10
Student Score Listing	10
Performance Analysis.....	11
Item Analysis	12
Learning Standards.....	13

Accessing Student Tracking

From **My Home Page**, select a **Section** or **Group** in the **My Sections/Groups** widget to open the **Student Tracking** view.

You can also access student tracking from the **Rosters** → **Student Tracking Menu**

The screenshot displays the SchoolSpire My Dashboard interface. At the top, there is a navigation bar with the Alachua County Public Schools logo on the left and a user profile section on the right showing 'Welcome, [User Name] | log_out' and a dropdown menu currently set to 'Temporary'. Below the navigation bar is a row of six main menu icons: MY HOME PAGE, ASSESSMENTS, CURRICULUM, PERFORMANCE, ROSTERS, and SUPPORT. A secondary navigation bar below this shows 'My Dashboard' as the active page. The main content area is titled 'My Dashboard' and contains three widgets. The 'My Sections/Groups' widget on the right is highlighted with a blue border. It features a search input field and a list of sections with the following text: 'Section', '01-M/J Grade 8 Pre-003', '02-M/J Grade 8 Pre-001', '03-Algebra 1 Honor-006', '04-M/J Grade 8 Pre-004', and '05-Algebra 1 Honor-003'. The other two widgets, 'My Recent Pages' and 'My Favorite Reports', are partially visible on the left and center respectively.

Student Tracking

The Section or Group is displayed in Student Tracking.

Tests are listed across the top of the screen. Select the **Test Name** for several ways to view and review student results.

The screenshot shows the 'Student Tracking' interface for 'Algebra 1 Honor | Middle School | Zero Period'. At the top, there are controls for 'FILTER STUDENTS', 'VIEW BY', 'SORT BY', 'ADD ASSIGNMENT', and 'PROGRAM TRACKING'. Below these is a table of student scores. A yellow arrow points from the 'AIMS Algebra 1/Hon...' test name in the top navigation bar to the 'Assignment Manager' pop-up window.

STUDENTS		Aims Average	Assessment
ID #	Points Possible	-	10/10
	Class Average	69	71
		73	80
		33	33
		80	80
		87	87
		73	73
		73	73
		87	87
		73	80
		40	40

Assignment Manager

Title	Scoring Category	Due Date
AIMS Algebra 1/Ho...	Assessment	Sun Oct 13 2019 19...

SELECT TASK FOR ASSIGNMENT

Edit Grade Reteach/Enrich Delete Load

Un-Submit View Comments Release to New Students Preview

One Touch Reports

Tasks

Preview

View the entire test with the correct answers.

Grade

View all student responses, including answers to individual TEI items.

One Touch Reports

View student performance data in several different views from one screen.

Un-Submit

Re-open submitted tests for one or more students so they can get back in.

An example of each task is displayed in the following pages.

Tasks - Preview Test – Shows all questions on the test with their correct answer or solution filled in.

The preview option allows you to preview the online test with the correct answers displayed. **For Technology Enhanced Items (Multiselect, Order, etc.), the correct solution is displayed.** Change questions using the numbers at the bottom, or the **Next** and **Back** buttons.

Test Preview

QUESTION BY QUESTION VIEW | BUBBLE SHEET VIEW | PDF VIEW

AIMS Algebra 1/Honors Quarter 1 2019-20 (TEI) 0% Complete

Submit Test | Overview | Pause Test | Magnifier | Contrast | Scratch Pad | Basic Calcula... | Scientific Cal... | Graphing Cal... | Protractor | Highlighter | Strikethrough | Underline | Clear Markup | Text to Speech

3.

The dew point (T_d) is the temperature at which water condenses from the air and dew forms. In general, this temperature depends on atmospheric pressure and humidity. The dew point can be estimated using the following formula, where T is the temperature and R is the relative humidity.

$$T_d = T - \frac{100-R}{5}$$

Select all equations that are correct rearrangements of this formula.

- $R = 5T - 5T_d - 100$
- $T = T_d + \frac{100-R}{5}$
- $T = T_d - \frac{R-100}{5}$
- $R = 100 - 5(T - T_d)$
- $R = 5T_d - T + 100$

Correct Solutions are displayed for TEI types (Multiselect, Order, etc.)

< BACK Question 3 of 15 NEXT >

<< < 1 2 3 4 5 6 7 8 9 10 11 12 13 14 15 >> >> SUBMIT TEST

Tasks - Grade View – See how a student answered questions on their test.

The grade view allows you to select a student on the left-hand side and scroll through their results for each question. Correct responses will show a score as well as a “Pass” next to each. Student Responses are displayed in line for standard question types.

The screenshot shows the 'Grade Assignment' interface. On the left is a 'STUDENT LIST' with an 'Assessment' filter. The main area is titled '3 Test Details' and has tabs for 'Grade Detail' and 'Standard'. Below the tabs is a table with columns: 'No.', 'Question', 'Comment', 'Max Pts', 'Score', and 'Pass'.

No.	Question	Comment	Max Pts	Score	Pass
1	Mrs. Hernandez plans to purchase shades for her 8 windows and would like to keep the cost... ✓ • 117 ✓ • 117		6.6667	6.6667	<input checked="" type="checkbox"/>
2	A-1 Electrical Company charges \$45 for a service call. After the first h... ✗ • $C = 45 + 25h + m$ • $C = 45 + 25(h + m)$ ✓ • $C = 45 + 25(h - 1) + m$ • $C = 45 + 25(h - 1)$		6.6667	0	<input type="checkbox"/>
3	This is a Technology Enhanced Item (TEI) View TEI Student Answers		6.6667	6.6667	<input checked="" type="checkbox"/>
4	Kelly and Mike solved the equation $2(4x + 3) = 4(x - 2) - 2x$ using two different r... Kelly $2(4x + 3) = 4(x - 2) - 2x$ $4x + 3 = 2(x - 2) - x$ $4x + 3 = 2x - 4 - x$		6.6667	6.6667	<input checked="" type="checkbox"/>

A yellow arrow points to the 'View TEI Student Answers' link in question 3. A 'Save' button is located at the bottom right of the interface.

For TEIs, select the **View TEI Student Answers** link to open a tab with the preview of the student’s answer. Close the tab to return to this screen.

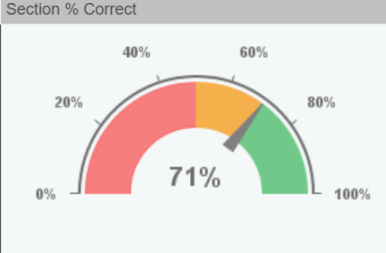
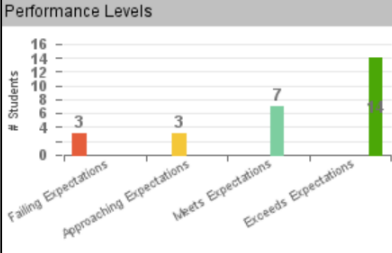
Tasks - One Touch Reports – A quick way to access several reports for a test from Student Tracking.

One touch report generates a **Student Score Listing**, **Performance Analysis**, **Item Analysis**, and **Learning Standards** view for a test.

Student Score Listing
Alachua County Public Schools
October 15, 2019

2019-2020 | Algebra 1 Honor-004

AIMS Algebra 1/Honors Quarter 1 2019-20 (TEI)

# Students	27	Section % Correct 	Performance Levels 
# Items	15		
Max Possible Score	100		
Median Final Score	80.00		
Std Dev Final Score	17.57		
Section % Correct	70.6%		
District % Correct	44.7%		
MIDDLE % Correct	61.7%		

Student	Id Number	Gender	Ethnicity	Performance Level	Final Score	% Correct	Raw Score	Met Cut Score (60%)
██████████	██████████	█	██████████	Failing Expectations	26.67	26.7%	4	N
██████████	██████████	█	██████████	Failing Expectations	33.33	33.3%	5	N
██████████	██████████	█	██████████	Failing Expectations	40.00	40.0%	6	N
██████████	██████████	█	██████████	Approaching Expectations	53.33	53.3%	8	N
██████████	██████████	█	██████████	Approaching Expectations	53.33	53.3%	8	N
██████████	██████████	█	██████████	Approaching Expectations	53.33	53.3%	8	N
██████████	██████████	█	██████████	Meets Expectations	60.00	60.0%	9	Y
██████████	██████████	█	██████████	Meets Expectations	66.67	66.7%	10	Y
██████████	██████████	█	██████████	Meets Expectations	66.67	66.7%	10	Y
██████████	██████████	█	██████████	Meets Expectations	66.67	66.7%	10	Y
██████████	██████████	█	██████████	Meets Expectations	66.67	66.7%	10	Y
██████████	██████████	█	██████████	Meets Expectations	73.33	73.3%	11	Y
██████████	██████████	█	██████████	Meets Expectations	73.33	73.3%	11	Y
██████████	██████████	█	██████████	Exceeds Expectations	80.00	80.0%	12	Y
██████████	██████████	█	██████████	Exceeds Expectations	80.00	80.0%	12	Y
██████████	██████████	█	██████████	Exceeds Expectations	80.00	80.0%	12	Y

Student Score Listing
Performance Analysis
Item Analysis
Learning Standards

The **Student Score Listing** is displayed above. Switch to different views from the tabs along the bottom.

Tasks - One Touch Reports – Continued

The **Item Analysis** report is a great way to get an overview of how each student answered the questions on a test. Select the **Item Analysis** tab along the bottom of the **One Touch** reports window.

Item Analysis				Algebra 1 Honor-004										
Alachua County Public Schools				2019-2020 Algebra 1 Honor-004										
October 15, 2019				AIMS Algebra 1/Honors Quarter 1 2019-20 (TEI)										
* = Correct Response				Student Names										
Item #	Item Type	Standards	Student Raw Score	12	5	12	13	11	11	13	12	6	13	14
% Correct														
1	Numeric Entry	MAFS.912.A-CED.1.1	96.3%	117*	117.5	117*	117*	117*	117*	117*	117.0*	117*	117*	117*
2	Multiple Choice	MAFS.912.A-CED.1.2	14.8%	A	A	C*	A	A	A	A	A	D	A	A
3	Multiselect	MAFS.912.A-CED.1.4	3.7%	Incorrect	Incorrect	Incorrect	Incorrect	Incorrect	Incorrect	Incorrect	Incorrect	Incorrect	Incorrect	Correct*
4	Multiple Choice	MAFS.912.A-REI.1.1,MAFS.K12.MP2	51.9%	D	B	D	A*	A*	B	A*	A*	A*	A*	A*
5	Multiple Choice	MAFS.912.A-REI.2.3	81.5%	C*	B	C*	C*	C*	C*	C*	C*	D	C*	C*
6	Multiple Choice	MAFS.912.A-REI.2.3	77.8%	D*	A	D*	D*	D*	D*	D*	D*	A	D*	D*
7	Multiple Choice	MAFS.912.A-REI.4.10	92.6%	C*	B	C*	C*	C*	C*	C*	C*	B	C*	C*
8	Multiple Choice	MAFS.912.F-BF.2.3	66.7%	D*	B	D*	D*	B	D*	D*	D*	B	D*	D*
9	Multiple Choice	MAFS.912.F-IF.1.1	59.3%	C*	C*	C*	C*	B	C*	C*	B	C*	C*	C*
10	Multiple Choice	MAFS.912.F-IF.1.2	92.6%	C*	C*	C*	C*	C*	C*	C*	C*	C*	C*	C*
11	Multiple Choice	MAFS.912.F-IF.2.4	77.8%	C*	D	C*	C*	C*	D	C*	C*	C*	C*	C*
12	Multiple Choice	MAFS.912.F-IF.2.5,MAFS.K12.MP1	77.8%	C*	C*	D	C*	C*	C*	C*	C*	D	C*	C*
13	Multiple Choice	MAFS.912.F-IF.3.7.a	81.5%	B*	B*	B*	B*	B*	B*	B*	B*	D	B*	B*
14	Multiple Choice	MAFS.912.F-LE.1.1.b	85.2%	A*	C	A*	A*	A*	A*	A*	A*	D	A*	A*
15	Multiselect	MAFS.912.F-LE.2.5	100.0%	Correct*	Correct*	Correct*	Correct*	Correct*	Correct*	Correct*	Correct*	Correct*	Correct*	Correct*

Each item on the test is displayed, along with the Item Type, Standard(s), and a % Correct for the whole class.

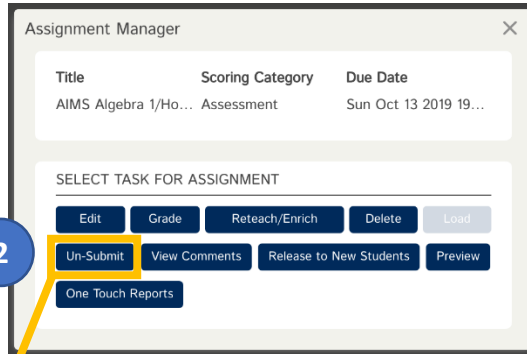
Answer choices for standard answer types are displayed in each cell, along with a **Red** or **Green*** indicator for correct and incorrect responses. **TEI/Advanced items display either an Incorrect or Correct* based on the student's answer.**

Blank cells indicate no answer.

Frequently Asked Questions and Troubleshooting Student Access Issues

A student submitted their test before they were complete. How do I re-open their testing session?

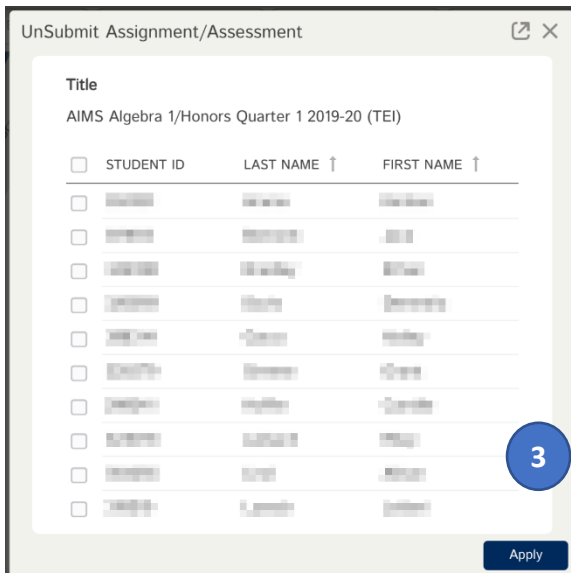
Should a student accidentally submit their test, or otherwise need to get back into their test that has already been submitted, the Un-Submit option will allow you to “re-open” the test for one or more students.



Un-Submitting / Re-opening Tests

1. Select a **Test Name** (column) in **Student Tracking** to pull up the available **tasks** (detailed on [Page 3](#)).

2. Select the “Un-Submit” option.



3. Select the **Check Box** next to one or more students whose testing session needs to be re-opened and click the **Apply** button.

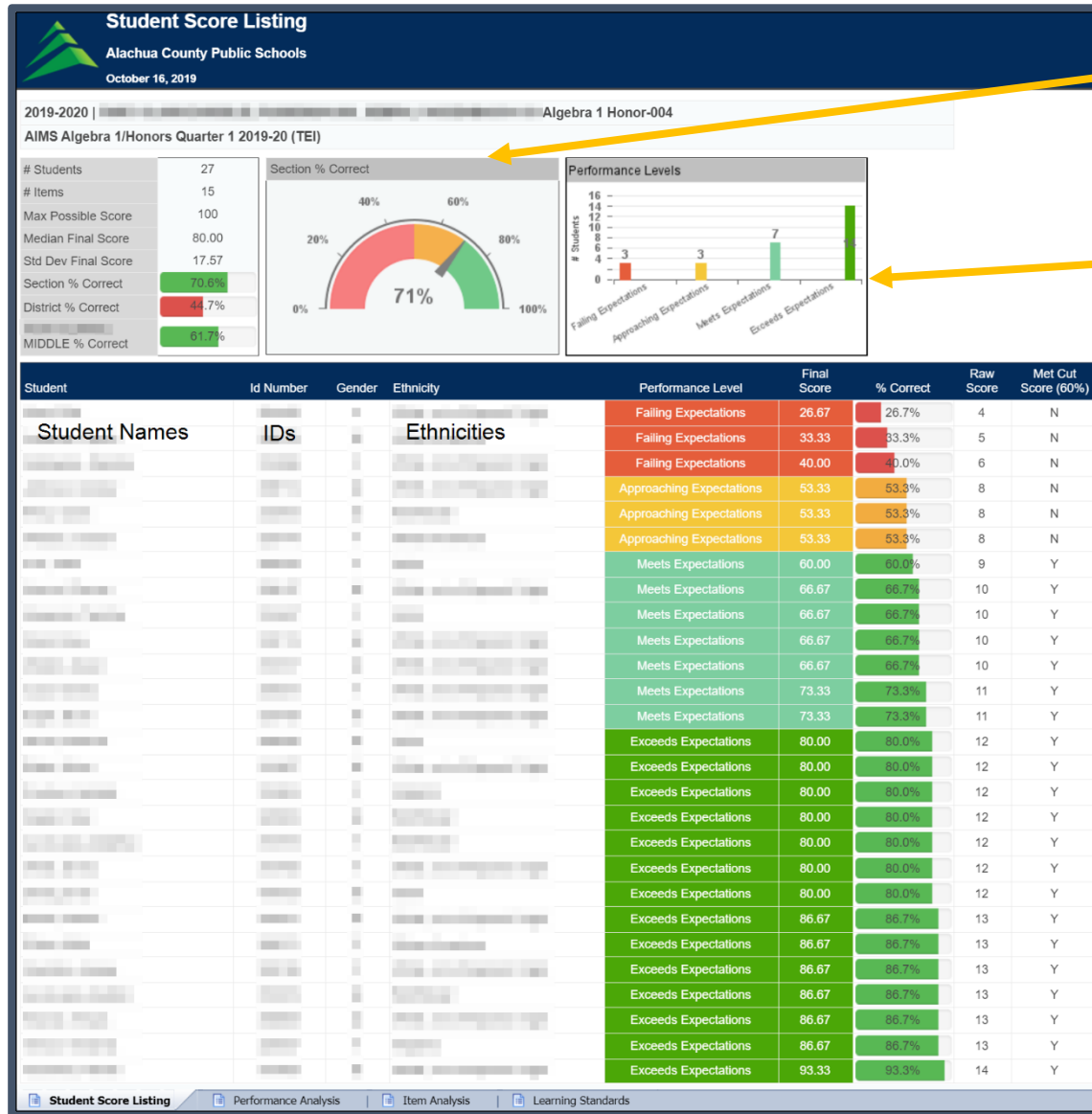
Important Notes

After a student’s test has been un-submitted, their cell in student tracking returns to 0*, but the existing progress and answers are saved and allow the students to review, finish, and re-submit the test.

Please note that until the test is submitted again, the grade is not finalized, so make sure students know to click the Submit button when they are finished to finalize their grade.

What Views are Available in the One Touch Reports?

There are four views available in the One Touch Reports. You can choose a view using the tabs at the bottom of the screen.



Student Score Listing

The student score listing report shows an overview of performance on a test.

Number of students at each performance level for this test and class.

High level details on each student, including Performance Level, Final Score, % Correct, Raw Score (items correct), and a "Met Cut Score"

Questions Answered:

"How did my class do on this test overall?"

"How many students are in each performance band?"

"How did a specific student perform on this test, overall?"

Performance Analysis

The Performance Analysis shows student performance details based on demographic indicators.

Questions Answered

“How did my students in different demographic groups perform on this test?”

*“How does the performance of my students compare to my other classes?
...to School averages?
...to the District averages?”*



Item Analysis

The Item Analysis shows an overview of the items on the test, their standard(s), and how each student answered each question.

Item Analysis														
Alachua County Public Schools														
October 16, 2019														
2019-2020 MIDDLE 03-Algebra 1 Honor-004														
AIMS Algebra 1/Honors Quarter 1 2019-20 (TEI)														
* = Correct Response			Student	Student Names										
Item #	Item Type	Standards	Raw Score	12	5	12	13	11	11	13	12	6	13	14
% Correct														
1	Numeric Entry	MAFS.912.A-CED.1.1	96.3%	117*	117.5	117*	117*	117*	117*	117*	117.0*	117*	117*	117*
2	Multiple Choice	MAFS.912.A-CED.1.2	14.8%	A	A	C*	A	A	A	A	A	D	A	A
3	Multiselect	MAFS.912.A-CED.1.4	3.7%	Incorrect	Incorrect	Incorrect	Incorrect	Incorrect	Incorrect	Incorrect	Incorrect	Incorrect	Incorrect	Correct*
4	Multiple Choice	MAFS.912.A-REI.1.1,MAFS.K12.MP.2	51.9%	D	B	D	A*	A*	B	A*	A*	A*	A*	A*
5	Multiple Choice	MAFS.912.A-REI.2.3	81.5%	C*	B	C*	C*	C*	C*	C*	C*	D	C*	C*
6	Multiple Choice	MAFS.912.A-REI.2.3	77.8%	D*	A	D*	D*	D*	D*	D*	D*	A	D*	D*
7	Multiple Choice	MAFS.912.A-REI.4.10	92.6%	C*	B	C*	C*	C*	C*	C*	C*	B	C*	C*
8	Multiple Choice	MAFS.912.F-BF.2.3	66.7%	D*	B	D*	D*	B	D*	D*	D*	B	D*	D*
9	Multiple Choice	MAFS.912.F-IF.1.1	59.3%	C*	C*	C*	C*	B	C*	C*	B	C*	C*	C*
10	Multiple Choice	MAFS.912.F-IF.1.2	92.6%	C*	C*	C*	C*	C*	C*	C*	C*	C*	C*	C*
11	Multiple Choice	MAFS.912.F-IF.2.4	77.8%	C*	D	C*	C*	C*	D	C*	C*	C*	C*	C*
12	Multiple Choice	MAFS.912.F-IF.2.5,MAFS.K12.MP.1	77.8%	C*	C*	D	C*	C*	C*	C*	C*	D	C*	C*
13	Multiple Choice	MAFS.912.F-IF.3.7.a	81.5%	B*	B*	B*	B*	B*	B*	B*	B*	D	B*	B*
14	Multiple Choice	MAFS.912.F-LE.1.1.b	85.2%	A*	C	A*	A*	A*	A*	A*	A*	D	A*	A*
15	Multiselect	MAFS.912.F-LE.2.5	100.0%	Correct*	Correct*	Correct*	Correct*	Correct*	Correct*	Correct*	Correct*	Correct*	Correct*	Correct*


Each item on the test is displayed, along with the Item Type, Standard(s), and a % Correct for the whole class.

Answer choices for standard answer types are displayed in each cell, along with a **Red** or **Green*** indicator for correct and incorrect responses. **TEI/Advanced items display either an Incorrect or Correct*** based on the student's answer.

Blank cells indicate no answer.

Learning Standards

The **Learning Standards** view shows the standards covered on a test, along with individual student results.

 Learning Standards Alachua County Public Schools October 16, 2019									
2019-2020 MIDDLE 03-Algebra 1 Honor-004									
AIMS Algebra 1/Honors Quarter 1 2019-20 (TEI)									
Standard	Mastery	% Correct	Student Names						
MAFS.912.A-CED.1.1	1 / 1	96.3%	1 / 1	0 / 1	1 / 1	1 / 1	1 / 1	1 / 1	1 / 1
MAFS.912.A-CED.1.2	1 / 1	14.8%	0 / 1	0 / 1	1 / 1	0 / 1	0 / 1	0 / 1	0 / 1
MAFS.912.A-CED.1.4	1 / 1	3.7%	0 / 1	0 / 1	0 / 1	0 / 1	0 / 1	0 / 1	0 / 1
MAFS.912.A-REI.1.1	1 / 1	51.9%	0 / 1	0 / 1	0 / 1	1 / 1	1 / 1	0 / 1	0 / 1
MAFS.912.A-REI.2.3	2 / 2	79.6%	2 / 2	0 / 2	2 / 2	2 / 2	2 / 2	2 / 2	2 / 2
MAFS.912.A-REI.4.10	1 / 1	92.6%	1 / 1	0 / 1	1 / 1	1 / 1	1 / 1	1 / 1	1 / 1
MAFS.912.F-BF.2.3	1 / 1	66.7%	1 / 1	0 / 1	1 / 1	1 / 1	0 / 1	1 / 1	1 / 1
MAFS.912.F-IF.1.1	1 / 1	59.3%	1 / 1	1 / 1	1 / 1	1 / 1	0 / 1	1 / 1	1 / 1
MAFS.912.F-IF.1.2	1 / 1	92.6%	1 / 1	1 / 1	1 / 1	1 / 1	1 / 1	1 / 1	1 / 1
MAFS.912.F-IF.2.4	1 / 1	77.8%	1 / 1	0 / 1	1 / 1	1 / 1	1 / 1	0 / 1	0 / 1
MAFS.912.F-IF.2.5	1 / 1	77.8%	1 / 1	1 / 1	0 / 1	1 / 1	1 / 1	1 / 1	1 / 1
MAFS.912.F-IF.3.7.a	1 / 1	81.5%	1 / 1	1 / 1	1 / 1	1 / 1	1 / 1	1 / 1	1 / 1
MAFS.912.F-LE.1.1.b	1 / 1	85.2%	1 / 1	0 / 1	1 / 1	1 / 1	1 / 1	1 / 1	1 / 1
MAFS.912.F-LE.2.5	1 / 1	100.0%	1 / 1	1 / 1	1 / 1	1 / 1	1 / 1	1 / 1	1 / 1
MAFS.K12.MP.1	1 / 1	77.8%	1 / 1	1 / 1	0 / 1	1 / 1	1 / 1	1 / 1	1 / 1
MAFS.K12.MP.2	1 / 1	51.9%	0 / 1	0 / 1	0 / 1	1 / 1	1 / 1	0 / 1	0 / 1

The cell values represent the number of correct student responses and the number of items on the test for a standard.

Questions Answered

“What standards were covered on this test?”

“What standards did a student master for this test?”

“What standards might I need to revisit based on the performance on this test?”